

I LOVE YOU TO PIECES

MATERIALS:

- Template
- Paper or Tissue paper (any color of your choice)
- Scissors
- Glue



INSTRUCTIONS:


First prep by cutting the paper or tissue paper into squares. They don't have to be perfect, just in small pieces. I did paper, but I think tissue paper would be fun because then you could scrunch it and make it look elevated.

Second, put glue all over the heart on the template.

Then stick the pieces of paper or tissue paper all over the heart in whichever pattern you like. Give it to someone you love or hang it up on the fridge.

Cute and easy!

I love you



TO PIECES

HEART GNOME CRAFT

MATERIALS:

- Gnome Template
- Scissors
- Colored paper (of your choosing)
- Glue



INSTRUCTIONS:

Cut out all the pieces and use them as a guide to cut out the pieces from the colored paper of your choosing. (You could also just color the template)

Then, glue all the pieces together to create your Valentine's gnome. The little circles are the hands and nose. Then you have a heart on his tummy and hat!


Now you have a cute little gnome!

ALTERNATIVES:

You could easily turn this into a cute card or a cute note for someone with a simple phrase!

- "You feel like gnome" (Home)
- "From our Gnome to yours"
- "There's gnome-body like you"
- "I love you gnome matter what"
- "You gnome me so well!"





BEE MINE CRAFT

MATERIALS:

Template
2 different paper colors of your choosing
Black Marker
Glue
Scissors
Googly Eyes (Optional)

INSTRUCTIONS:

Cut out 3 hearts that are the same size. You can make your own, or use the template provided below.

Stack the 3 hearts on top of each other and glue them down on a piece of paper. This can be any size and any color your choose.

With a black marker draw stripes on your bee, wherever you'd like, antennae, and stinger.


Glue on the googly eyes, or draw them on if you don't have any.

Write BEE Mine on the bottom (or anywhere). You can also use the BEE mine script that is provided in the download.

Now give it to someone you love!

Happy Valentine's Day!





BEE MINE

Valentine

BEE MINE

Valentine

I CHEWS YOU CRAFT

MATERIALS:

Template
A piece of cardstock paper
Glue
Scissors
Marker and colors
Gumballs or pom poms
Baggie and zip tie (if you're doing the gumballs)



INSTRUCTIONS:

There are a couple of ways to complete this craft.



You can cut out the whole template exactly around the edges, and glue it to a piece of cardstock (any size) or you can cut a rectangle around it, leaving a border around the gumball machine. You could still glue it onto a piece of cardstock.


Color it however you'd like, leaving the sphere white.

Write "I Chews you", or you can cut out the words, or if you choose to cut it into a square, leave the words on it.

You can do the gumballs in two different ways. Glue different colored pom poms all around the sphere, or place some actual gumballs into a plastic bag, zip tie it, and then glue the bag onto the sphere.

Give away to your favorite Valentine!






I Chews you

LIFE IS BUTTER WITH YOU

MATERIALS:

Template
Cardstock (optional)
Glue
Scissors
Marker



INSTRUCTIONS:

Cut out the template you'd like to use.

You can use the template just to trace out your cardstock, or you can color the template and use it. You could also just use the colored template and just do all the gluing.



Glue the heart onto the center of the bread slice.

Draw a face and cute little arms and hands.


Use the template words, or write your own words: "Life is butter with you!"




Give to your favorite valentine!





**LIFE IS BUTTER
WITH YOU**





Valentine's Day Candy

THIS OR THAT

Circle the one that you like best, if you HAD to choose.

M&Ms OR Skittles

Snickers OR Twix

Gummy Bears OR Sour Gummy Bears

Reese's OR Butterfinger

Starburst OR Nerds

Crunch Bar OR Kit Kat

Rolo OR Milky Way

York Peppermint Patty OR Almond Joy

100 Grand OR Baby Ruth

Milk Chocolate OR Dark Chocolate


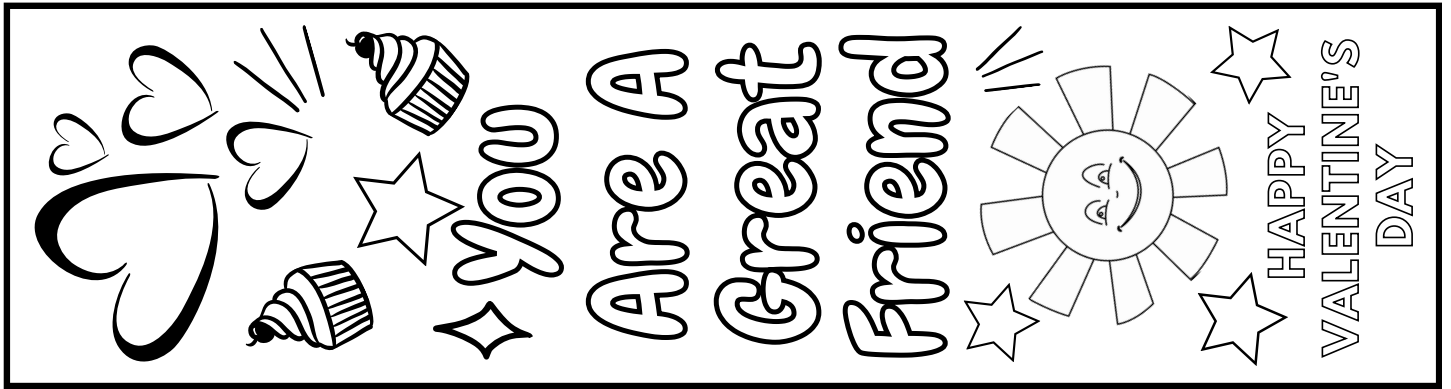
Good and Plenty OR Mike & Ikes


Twizzlers OR Hot Tamales

3 Musketeers OR Heath Bar


Air Heads OR Swedish Fish

VALENTINE'S DAY COLORABLE BOOKMARKS





My Sweet Valentine

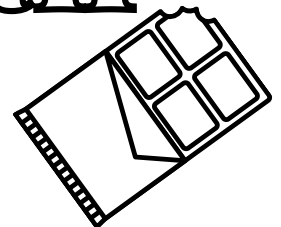


I Give You My Heart




our love is





sweeter than
chocolate



Happy





**YOU'RE A
COOL FRIEND**




Valentine's



***YOU REALLY
GOT ME!***



 *Together* 
is Sweeter



Happy Valentine's Day



Love Leads
The Soul To
Do Amazing
Things